

Assignment 34

Date: Monday, 10th August 2020

ENGLISH:

Watch the video carefully (Story-Three little pigs)

<https://youtu.be/r4T28I8oPcM>

Task-Reflect on the story -Three little pigs. (By drawing the houses made by the three pigs, write names of materials used and frame one sentence about each type of house on a sheet)


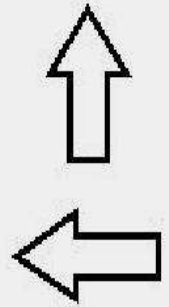
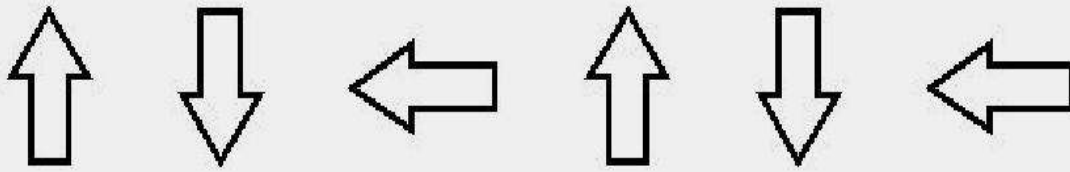


MATHS:

Watch the video carefully on patterns

<https://youtu.be/9UVNFlvQ6J0>


Task-Do the given sheet in notebook

Look at the pattern in each row. Circle the picture that continues the pattern.
Color the pictures.



HINDI:

Task-Read page 46 in Gunjan pathmala. Find 5 Sangya words in it and write them in hindi notebook.



मैना उड़ गई

वैभव और कैलाश अपने भैया के साथ सैर करने गए।
एक पेड़ पर मैना बैठी थी।
कैलाश मैना देखकर बहुत खुश हुआ।
उसने ढेला उठाया।
भैया ने कहा— ढेला मत मार।
उसने भैया से कहा— मुझे मैना चाहिए।
भैया ने कहा— कैमरे से मैना की तस्वीर लेकर अपने पास रखना।
भैया ने कैमरा निकाला और तस्वीर ले ली।
कैमरे की चमक से मैना डर गई।
वह झट-से उड़ गई।

अभ्यास

ऊपर लिखी कहानी में से ऐ की मात्रावाले शब्द चुनकर क में लिखो।

46 संकेत : द्वारा वाचन सुनवाएँ। अच्छे वाक्य स्वयं भी ऊँचा बोल-बोलकर पढ़ें।

UOI:

Do the given task. (SA) (Submission date 12.8.2020)

Theme: Where we are in Place and Time

Summative Assessment 2020-2021

UOI, English and Maths (Integration)

Conceptual understanding: - Structure of houses depends upon the climatic conditions and environment.

Task: Design your own house using various shapes. Discuss and write where it would be built and the material used for it.

Criteria	Above Standard (4)	Meets standard (3)	Approaching standard (2)	In- progress (1)
Conceptual understanding	Learner demonstrates excellent understanding of the concepts learnt in this unit.	Learner demonstrates good understanding of the concepts learnt in this unit.	Learner demonstrates satisfactory understanding of the concepts learnt in this unit.	Learner demonstrates some understanding of the concepts learnt in this unit with prompts.
Knowledgeable	Learner exhibits excellent knowledge about houses and material used.	Learner exhibits good knowledge about houses and material used	Learner exhibits satisfactory knowledge about houses and material used	Learner exhibits some knowledge about houses and material used
Presentation (Language)	Learner is able to present understanding about his/her house verbally or through writing independently.	Learner is able to present understanding about his/her house verbally or through writing with some guidance.	Learner is able to present understanding about his/her house verbally or through writing with prompts.	Learner is able to present understanding about his/her house verbally or through writing with complete guidance.
Use of Creativity (Shapes)	Learner demonstrates excellent creativity by designing house using shapes.	Learner demonstrates good creativity by designing house using shapes.	Learner demonstrates satisfactory creativity by designing house using shapes.	Learner demonstrates some creativity by designing house using shapes.

Rubric

*Learners will be assessed on the above given criteria

Theme: Where we are in Place and Time

Summative Assessment 2020-2021

Task 1: - Draw your own dream house using different 2D shapes.
(UOI)



Task 2: - List out the 2D shapes you have used in designing your dream house. (Maths)

Picture of the shape	Name of the shape

Task 3: - Complete the sentences with the help of help box.

(English)

dream house, sloping, rainy, bricks, build, sunny, flat, cold, cement, wood, straw, bamboo, mud, season, any place(noun), permanent, movable, kutchra, pucca, immovable, temporary

1. This is my_____.
2. It is a_____ house.
3. I will _____my house in_____, where the climate is_____.
4. I will build it with_____, _____and_____.
5. It will have_____ roof.

Task 4: - Express your understanding on how your dream house will be , where it will be build(name of the place), and what all materials you will require to build that house.

“Ways to submit Task 2”

1. Parents may record the audio/video and send to their grade group if a child prefers to speak.

2. Learners may write their responses on sheet, chart, paper or in their inquiry notebook and send us the picture with their names written on it.

G.K.:

Watch the video carefully on wild animals.

Task-Write 8 names of wild animals in your notebook.

<https://youtu.be/CA6Mofzh7jo>